

## PlayHQ: Step by Step Guide – Villanova Cricket Term 4

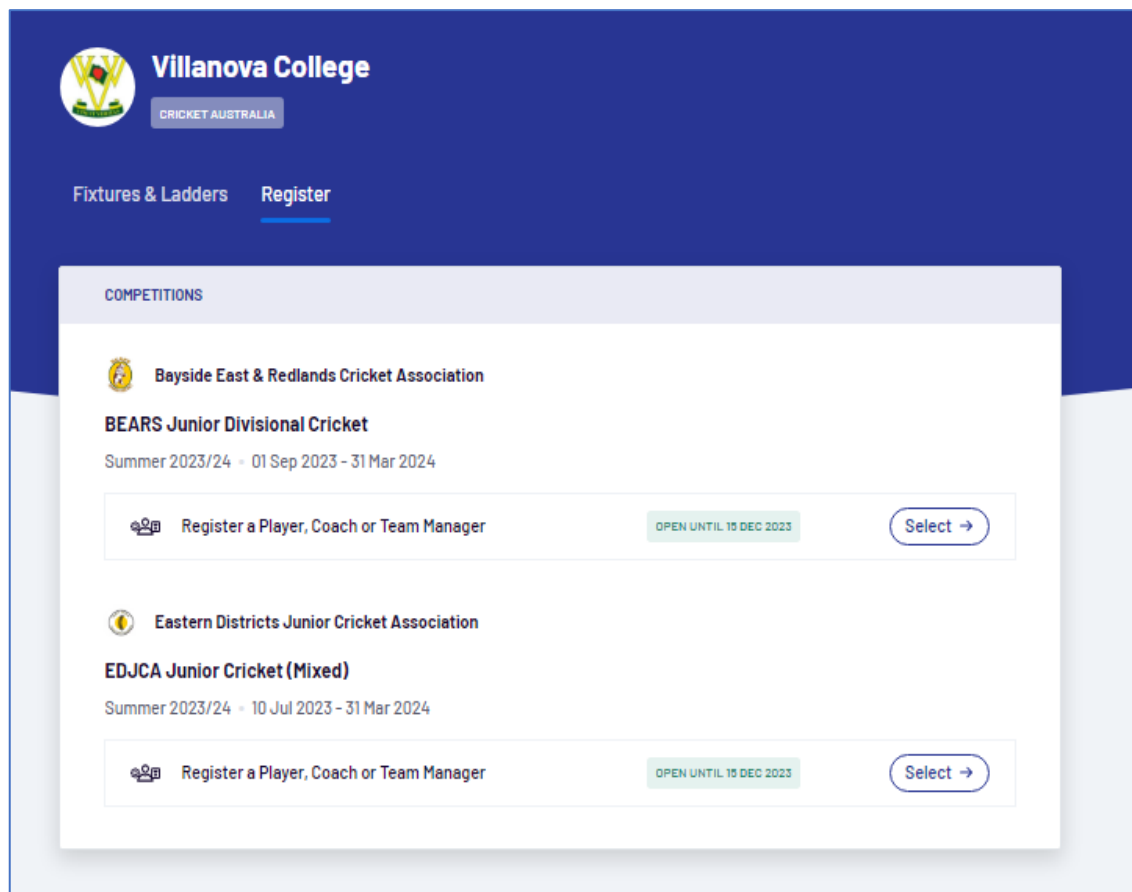
This season, Cricket Australia (CA) has introduced a new registration process via the **PlayHQ** platform, which differs from previous years. Here are the key points:

- Parents/guardians will need to create a PlayHQ account in **their name** (some may have already done this if involved in winter cricket 2023)
- You will then add your child/ren as player participants to your PlayHQ account.
- To complete the registration, you will need to have your credit card handy to pay a seasonal insurance fee of \$16.

Let's get started...

### Firstly, choose your player's competition...

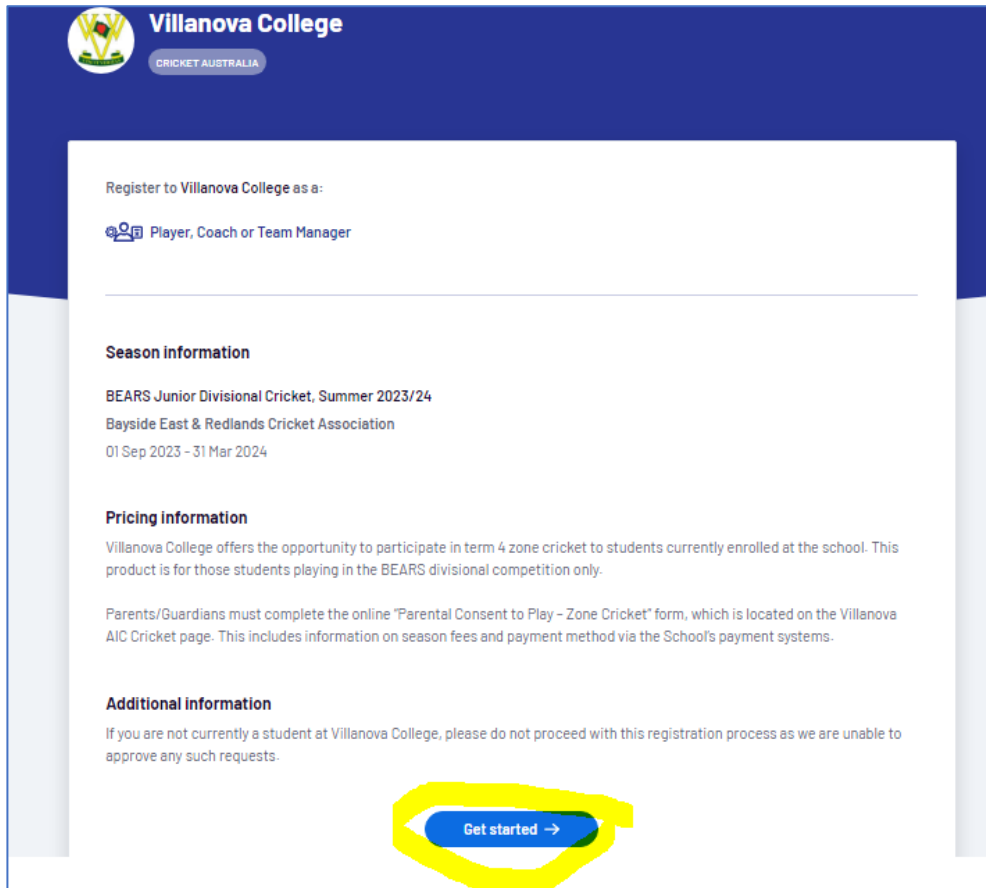
- For lads currently in Years 5 and 6 select EDJCA
- For lads currently in Year 7 and above select BEARS



The screenshot shows the Villanova College PlayHQ interface. At the top, there's a header with the Villanova College logo and the text "Villanova College" and "CRICKET AUSTRALIA". Below the header, there are two tabs: "Fixtures & Ladders" and "Register", with "Register" being the active tab. The main content area is titled "COMPETITIONS" and lists two options for registration:


- Bayside East & Redlands Cricket Association**  
**BEARS Junior Divisional Cricket**  
Summer 2023/24 - 01 Sep 2023 - 31 Mar 2024  
Register a Player, Coach or Team Manager (with a green "OPEN UNTIL 15 DEC 2023" badge and a "Select →" button)
- Eastern Districts Junior Cricket Association**  
**EDJCA Junior Cricket (Mixed)**  
Summer 2023/24 - 10 Jul 2023 - 31 Mar 2024  
Register a Player, Coach or Team Manager (with a green "OPEN UNTIL 15 DEC 2023" badge and a "Select →" button)

Once you have selected your competition, you will be led to a page that looks like this...



**Villanova College**  
CRICKET AUSTRALIA

Register to Villanova College as a:

 Player, Coach or Team Manager

---

**Season information**

BEARS Junior Divisional Cricket, Summer 2023/24  
Bayside East & Redlands Cricket Association  
01 Sep 2023 – 31 Mar 2024

**Pricing information**

Villanova College offers the opportunity to participate in term 4 zone cricket to students currently enrolled at the school. This product is for those students playing in the BEARS divisional competition only.

Parents/Guardians must complete the online "Parental Consent to Play - Zone Cricket" form, which is located on the Villanova AIC Cricket page. This includes information on season fees and payment method via the School's payment systems.

**Additional information**

If you are not currently a student at Villanova College, please do not proceed with this registration process as we are unable to approve any such requests.


**Get started →**

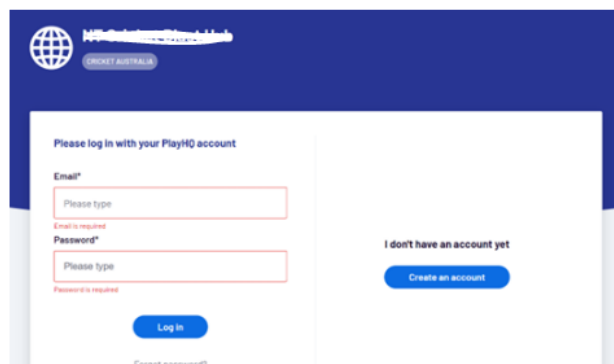
Click on the 'Get started' button at the bottom of the competition summary. There will be two likely scenarios:

## Scenario 1 – Not previously used PlayHQ

At this point most of us will need to **sign up** to PlayHQ.

A full step by step guide is available by [clicking here](#) and scrolling down approximately 1/3 of the document to the section pictured below and follow on from there.

 If you have registered to Cricket via PlayHQ before put in your login details, If not then click **Create an account**. You will be prompt to create an account with your own details you will then register your child under this account.



**Please log in with your PlayHQ account**

Email\*

Please type

Email is required

Password\*

Please type

Password is required

**Log in**

**I don't have an account yet**

**Create an account**

[Forgot password?](#)

## Scenario 2 – If you registered for Winter Cricket in 2023

For those currently playing winter cricket and registered to a winter club your process is a little different.

- You will need to complete a Request to Play > **'Transfer.'**
- Villa will become your new 'Home' club for the 2023-24 summer season.
- **IMPORTANT:** The 'Transfer' does not affect the balance of the player's winter season – they are still registered with their winter club

## Having trouble...

If you have difficulties with PlayHQ, support is available from:

- Michael Pauli 0418 234 320
- Matthew Borger 0403 577 845
- [Play Cricket Support](#) webpage or by phoning 1800 274 25 38.

## Other questions and helpful links:

- If I register for Villa, can I play for other clubs e.g., a Sunday T20 comp?

Yes, once registered with Villa you can request a "Season Permit" allowing the player to be active in more than once club, competition, or association.

- Can I link a MyCricket ID outside of the PlayHQ registration process?

Yes, the link below describes the steps.

[Linking your Child's MyCricket ID to their PlayHQ Account \(PlayCricket App\) – Play Cricket Support](#)